


General Information about Company	
Scrip Code	000000
NSE Symbol	-
MSEI Symbol	SGEL
ISIN	INE870X01010
Name of the Company	Starlite Global Enterprises (India) Limited
Whether Company is SME	No.
Class of Security	Equity Shares
Type of report	Quarterly
Quarter ended/ half-year ended/ Date of Report (for prelisting/Allotment)	30-06-2022
Date of Allotment/ Extinguishment (in case capital restructuring selected)/ Listing Date	-
Shareholding pattern filed under	Regulation 31(1)(b)
Whether the listed entity is Public Sector Undertaking (PSU)?	No.

Sr. No.	Particulars	Yes/ No	Promoter and Promoter Group	Public Shareholder	Non Promoter-Non Public
1.	Whether the Listed Entity has issued any partly paid up shares?	No	No	No	No
2.	Whether the Listed Entity has issued any convertible securities?	No	No	No	No
3.	Whether the Listed Entity has issued any Warrants?	No	No	No	No
4.	Whether the Listed Entity has any shares against which depository receipts are issued?	No	No	No	No
5.	Whether the Listed Entity has any shares in locked-in?	No	No	No	No
6.	Whether any shares held by promoters are pledge or otherwise encumbered?	No	No	No	No
7.	Whether Company has equity shares with differential voting rights?	No	No	No	No
8.	Whether the listed entity has any significant beneficial owner?	No	No	No	No



Summary of Shareholding Pattern


Table I- Summary Statement Holding of Specified Securities																				
Sr.	Category & Name of the Shareholders (I)	No. of Share holders (III)	No. of fully paid up equity shares held (IV)	No. of partly paid-up equity shares held (V)	No. of underlying Depository Receipts (VI)	Total Nos. shares held (VII)=(IV)+(v)+(vi)	Share holding as % of total no. of shares (calculated as per SCRR, 1957) (VIII) As a % of (A+B+C2)	Number of Voting Rights held in each Class of Securities (IX)			No. of shares underlying Outstanding convertible securities (X)	No. of shares underlying Outstanding Warrants (XI)	No. of shares underlying outstanding convertible securities and no. of warrants (XI)	Shareholding as a % assuming full conversion of convertible securities (as % of diluted share capital) (XI)	No. of Locked in shares (XII)		No. of shares pledged or otherwise encumbered (XIII)		No. of equity shares held in dematerialized Form (XIV)	
								No. of Voting (XIV) Rights							Total as a % of Total voting rights	No.	As a % of total shares held (b)	No.		As a % of total shares held (b)
								Class X	Class Y	Total										
A	Promoter & Promoter Group	11	2960846	0	0	2960846	74.53	2960846	0	2960846	74.53	0	0	0	74.53	0	0	0	0	2886184
B	Public	193	1011978	0	0	1011978	25.47	1011978	0	1011978	25.47	0	0	0	25.47	0	0	0	0	0
C	Non Promoter- Non Public																			
C1	Shares underling DRs																			
C2	Shares held by Employee Trusts																			
	Total	204	3972824	0	0	3972824	100	3972824	0	3972824	100	0	0		100	0	0	0	0	2886184



 The stamp is circular with the text "GLOBAL ENTERPRISES" around the top and "HYDERABAD" at the bottom.

Shareholding Pattern

Sr.	Category & Name of the Shareholders (I)	No. of Shareholders (III)	No. of fully paid up equity shares held (IV)	No. of partly paid-up equity shares held (V)	No. of underlying Depository Receipts (VI)	Total Nos. shares held (VII)=(IV)+(v)+(vi)	Share holding as % of total no. of shares (calculated as per SCRR, 1957) (VIII) As a % of (A+B+C2)	Number of Voting Rights held in each Class of Securities (IX)			No. of shares underlying Outstanding convertible securities (X)	No. of shares underlying Outstanding Warrants (XI)	No. of shares underlying outstanding convertible securities and no. of warrants (XI)	Shareholding as a % assuming full conversion of convertible securities (as % of diluted share capital) (XI)	No. of Locked in shares (XII)		No. of shares pledged or otherwise encumbered (XIII)		No. of equity shares held in dematerialized Form (XIV)	
								No. of Voting (XIV)		Total as a % of Total voting rights					No.	As a % of total shares held (b)	No.	As a % of total shares held (b)		
								Class X	Class Y											Total
A	Table-II Statement showing shareholding pattern of the Promoter and Promoter Group																			
1	Indian																			
a.	Individuals/Hindu Undivided Family	11	2960846	0	0	2960846	74.53	2960846	0	2960846	74.53	0	0	0	74.53	0	0	0	0	2886184
b.	Central /State Governments																			
c.	Financial Institutions /Banks																			
d.	Any other (specify)																			
	Sub-Total(A) (1)	11	2960846	0	0	2960846	74.53	2960846	0	2960846	74.53	0	0	0	74.53	0	0	0	0	2886184
2	Foreign																			
a.	Individuals(Non Resident Individuals / Foreign individual)																			
b.	Government																			
c.	Institutions																			
d.	Foreign Portfolio Investor																			
e.	Any other (specify)																			
	Sub-Total (A)(2)																			
	Total Shareholding of Promoter and Promoter Group	11	2960846	0	0	2960846	74.53	2960846	0	2960846	74.53	0	0	0	74.53	0	0	0	0	2886184



B Table III- Statement showing shareholding pattern of the public shareholder																			
1	Institutions																		
a.	Mutual Funds																		
b.	Venture Capital Funds																		
c.	Alternate Investment Funds																		
d.	Foreign Venture Capital Investors																		
e.	Foreign Portfolio Investors																		
f.	Financial Institutions/ Banks	1	111978	0	0	111978	2.82	111978	0	111978	2.82	0	0	0	2.82	0	0	0	0
g.	Insurance Companies																		
h.	Provident Funds/ Pension Funds																		
i.	Any other																		
	Sub Total (B)(1)	1	111978	0	0	111978	2.82	111978	0	111978	2.82	0	0	0	2.82	0	0	0	0
2	Central Government/ State Governments / President of India	1	110888	0	0	110888	2.79	110888	0	110888	2.79	0	0	0	2.79	0	0	0	0
	Sub Total (B)(2)	1	110888	0	0	110888	2.79	110888	0	110888	2.79	0	0	0	2.79	0	0	0	0
3	Non-Institutions																		
a.i	Individuals- Shareholding upto Rs.2 Lakhs	180	192106	0	0	192106	4.84	192106	0	192106	4.84	0	0	0	4.83	0	0	0	0
a.i	Individuals- Shareholdings in excess of Rs.2 Lakhs	11	597006	0	0	597006	15.03	597006	0	597006	15.03	0	0		15.03	0	0	0	0
b.	NBFC registered with RBI																		
c.	Employee Trusts																		
d.	Overseas Depositories																		
e.	Any Other																		
	Sub Total(B) (3)	191	789112	0	0	789112	19.86	789112	0	789112	19.86	0	0	0	19.86	0	0	0	0
	Total Public Shareholding(B)={1	193	1011978	0	0	1011978	25.47	1011978	0	1011978	25.47	0	0	0	25.47	0	0	0	0

	+2+3)																			
C																				
1	Custodian/DR holder-Name of DR holder																			
2	Employee Benefit Trust (under SEBI share based employee benefit) Regulations, 2014)																			
	Total Non Promoter-Non Public Shareholding C= C(1+2)																			
	Total (A+B+C2)	204	3972824	0	0	3972824	100	3972824	0	3972824	100	0	0	0	100	0		0	0	2886184
	Total (A+B+C)	204	3972824	0	0	3972824	100	3972824	0	3972824	100	0	0	0	100	0	0	0	0	2886184




Shareholding Pattern of Individuals / Hindu Undivided Family

Sr.	Name of the Shareholders (I)	PAN (II)	No. of fully paid up equity shares held (IV)	Total Nos. shares held (VII)=(IV)+(v)+(vi)	Shareholding as % of total no. of shares (calculated as per SCRR, 1957) (VIII) As a % of (A+B+C2)	Number of Voting Rights held in each Class of Securities (IX)			No. of shares underlying Outstanding convertible securities (X)	Shareholding as a % assuming full conversion of convertible securities (as % of diluted share capital) (XI)	No. of equity shares held in dematerialized Form (XIV)	Reason for not providing PAN	Shareholder type
						No. of Voting (XIV)		Total as a % of Total voting rights					
						Rights Class X	Total						
A1	Individuals/ Hindu Undivided Family												
(a)													
1	Smt. Sangeeta Tibrewala	AABPT4912B	74662	74662	1.88	74662	74662	1.88		1.88	0		Promoter Group
2	Ram Gopal Patwari	AANHR3051H	32932	32932	0.83	32932	32932	0.83		0.83	32932		Promoter Group
3	Sandeep Patwari	ADFPP2957B	391442	391442	9.85	391442	391442	9.85		9.85	391442		Promoter Group
4	Ram Gopal Patwari	AEHPP6536R	936608	936608	23.58	936608	936608	23.58		23.58	936608		Promoter
5	Shailja Patwari	AFGPP3853D	103000	103000	2.59	103000	103000	2.59		2.59	103000		Promoter Group
6	Sanjay Patwari	AFHPP4222K	490496	490496	12.35	490496	490496	12.35		12.35	490496		Promoter
7	Chanda Patwari	AHDPP3010B	590510	590510	14.86	590510	590510	14.86		14.86	590510		Promoter Group
8	Prachi Patwari	AHGPP3187Q	103000	103000	2.59	103000	103000	2.59		2.59	103000		Promoter Group
9	Uddhav Patwari	CSWPP7359H	90000	90000	2.27	90000	90000	2.27		2.27	90000		Promoter Group
10	Vedika Patwari	DQGPP9218C	83252	83252	2.10	83252	83252	2.10		2.10	83252		Promoter Group
11	Vedant Patwari	EZKPP7353C	64944	64944	1.63	64944	64944	1.63		1.63	64944		Promoter Group
		Total	2960846	2960846	74.53	2960846	2960846	74.53		74.53	2886184		




Shareholding pattern of Institutions

B1(b)



Sr.	Name of the Shareholders (I)	PAN (II)	No. of fully paid up equity shares held (IV)	Total Nos. shares held (VII)=(IV)+(v)+(vi)	Shareholding as % of total no. of shares (calculated as per SCRR, 1957) (VIII) As a % of (A+B+C2)	Number of Voting Rights held in each Class of Securities (IX)			No. of shares underlying Outstanding convertible securities (X)	Shareholding as a % assuming full conversion of convertible securities (as % of diluted share capital) (XI)	No. of equity shares held in dematerialized Form (XIV)	Reason for not providing PAN
						No. of Voting (XIV) Rights		Total as a % of Total voting rights				
						Class X	Total					
B1 (b)	Venture Capital Funds Disclosure of shareholder holding more than 1% of total number of shares											
						NIL						

B1(f)

Sr.	Name of the Shareholders (I)	PAN (II)	No. of fully paid up equity shares held (IV)	Total Nos. shares held (VII)=(IV)+(v)+(vi)	Shareholding as % of total no. of shares (calculated as per SCRR, 1957) (VIII) As a % of (A+B+C2)	Number of Voting Rights held in each Class of Securities (IX)			Shareholding as a % assuming full conversion of convertible securities (as % of diluted share capital) (XI)	No. of equity shares held in dematerialized Form (XIV)	Reason for not providing PAN	
						No. of Voting (XIV) Rights		Total as a % of Total voting rights				
						Class X	Total					
B1 (f)	Financial Institutions/ Banks Disclosure of shareholder holding more than 1% of total number of shares											
1	Canara Bank		111978	111978	2.82	111978	111978	2.82	2.82			
	Total		111978	111978	2.82	111978	111978	2.82	2.82			

B2

Sr.	Name of the Shareholders (I)	PAN (II)	No. of fully paid up equity shares held (IV)	Total Nos. shares held (VII)=(IV)+(v)+(vi)	Shareholding as % of total no. of shares (calculated as per SCRR, 1957) (VIII) As a % of (A+B+C2)	Number of Voting Rights held in each Class of Securities (IX)			Shareholding as a % assuming full conversion of convertible securities (as % of diluted share capital) (XI)	No. of equity shares held in dematerialized Form (XIV)	Reason for not providing PAN	
						No. of Voting (XIV) Rights		Total as a % of Total voting rights				
						Class X	Total					
B2	Central Government/ State Government (s)/ President of India Disclosure of shareholder holding more than 1% of total number of shares											
1	APIDC		110888	110888	2.79	110888	110888	2.79	2.79			
	Total		110888	110888	2.79	110888	110888	2.79	2.79			

B3. Individual shareholders holding nominal share capital in excess of Rs.2 Lakhs

Sr.	Name of the Shareholders (I)	PAN (II)	No. of fully paid up equity shares held (IV)	Total Nos. shares held (VII)=(IV)+(v)+(vi)	Shareholding as % of total no. of shares (calculated as per SCRR, 1957) (VIII) As a % of (A+B+C2)	Number of Voting Rights held in each Class of Securities (IX)		Shareholding as a % assuming full conversion of convertible securities (as % of diluted share capital) (XI)	No. of equity shares held in dematerialized Form (XIV)	Reason for not providing PAN	
						No. of Voting (XIV)					Total as a % of Total voting rights
						Rights Class X	Total				
B3{a(iL)}	Individuals-ii. Individual shareholders holding nominal share capital in excess of Rs.2 Lakhs										
1	Ramjilal Patwari		85786	85786	2.16	85786	85786	2.16	2.16	0	
2	Rajesh Tibrewala		73068	73068	1.84	73068	73068	1.84	1.84	0	
3	Ganesh Kumar Patwari		64716	64716	1.63	64716	64716	1.63	1.63	0	
4	Smt. Liladevi Patwari		57190	57190	1.44	57190	57190	1.44	1.44	0	
5	Naresh Kumar Patwari		46474	46474	1.17	46474	46474	1.17	1.17	0	
6	Smt. Manbhari Devi Patwari		45150	45150	1.14	45150	45150	1.14	1.14	0	
7	Mahesh Kumar Patwari		43722	43722	1.10	43722	43722	1.10	1.10	0	
8	Bharatilal Patwari		93750	93750	2.36	93750	93750	2.36	2.36	0	
		Total	509856	509856	12.83	509856	509856	12.83	12.83	0	